



Global Power lithium series batteries provide superior performance, capacities and reliability. Using state of high power cell technology, the lithium series is designed for environmentally sensitive areas that require enhanced cycle life capabilities in commercial.

Global Power lithium batteries are widely used in industrial, residential, commercial and private applications. The maintenance free construction and advanced design features makes the lithium series the definitive choice for a wide variety of markets. Like solar and renewable energy storage, electric vehicle, golf cart and industrial equipment, floor machines, forklifts, aerial lifts, and robotics; marine, RV, and no-idle solution; Mobility and Medical Equipment; Telecom, Broadband and Cable TV; UPS systems.

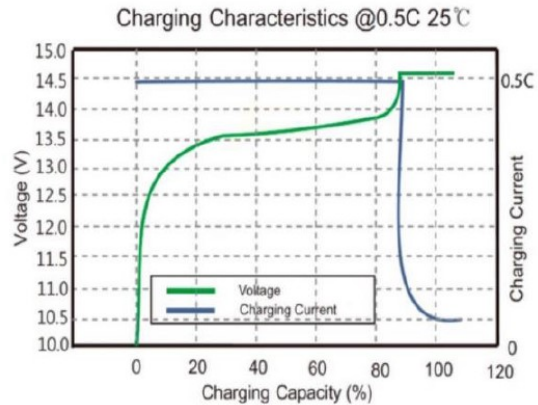
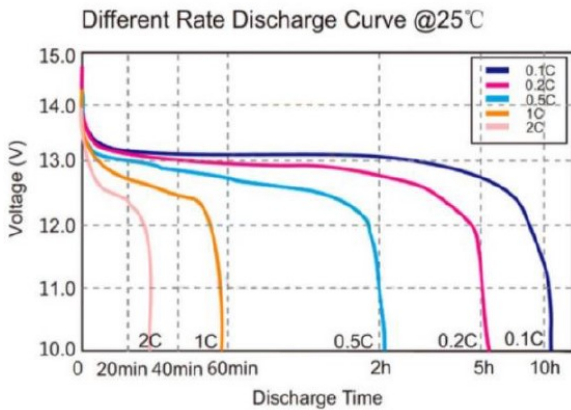
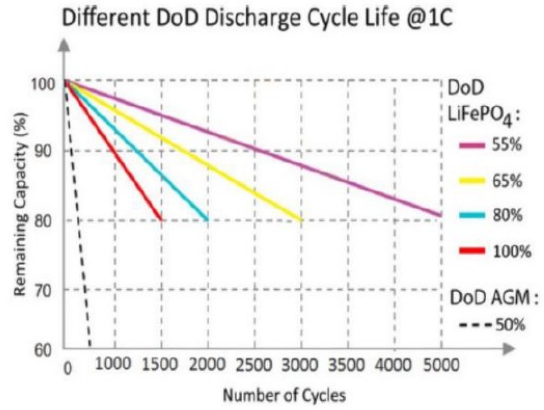
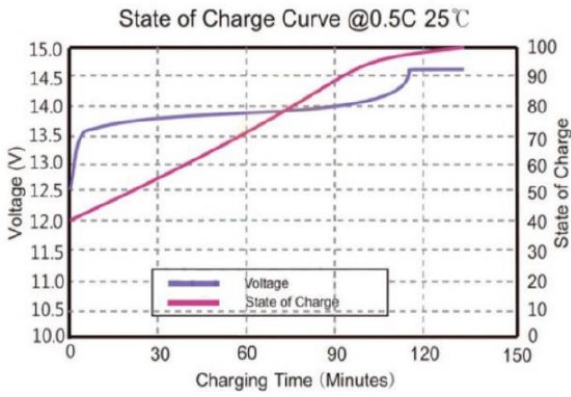
Specifications

Nominal Voltage	12V (12.8V)	
Nominal Capacity	7.2Ah	
Dimensions	Length	151mm
	Width	65mm
	Height	95mm
Approx. Weight	0.9kg	
Terminal Type	F2	
Case Material	ABS	
Enclosure Protection	IP56	
Cell Type	Cylinder cell - LiFePO4	
Temperature Specification	Discharge Temp.	-20°C to 60°C
	Charge Temp.	0°C to 45°C
	Storage Temp.	-20°C to 40°C
	BMS High Temp.	80°C
	Reconnect Temp.	50°C
Capacity @0.05C	20HR	
Energy	115.2WH	
Internal Resistance	≤200mΩ	
Efficiency	99%	
Self-discharge	< 3% per month	
Max. Cont. Discharge Current	10A	
Peak Discharge Current	20A (5 sec)	
BMS Discharge Current	20A (5 sec)	
Recommended Cut-off Voltage	10V	
BMS Discharge Voltage Cut-off	9.2V	
Short Circuit Protection	200-600 μs	
Recommended Charge Current	2-5A	
Max. Charge Current	10A	
BMS Charge Voltage Cut-off	14.6V (1±0.2S)	
Reconnect Voltage	14.2V-14.6V	
Balancing Current	20mA	
Balancing Voltage	3.5V	
Charge Current (-20°C to -10°C)	≤0.05C	

Feature & Benefits

- High Cycle Life : >1000 times @80%DOD for effectively lower cost of ownership.
- Built-in BMS Protection: Battery Management System are incorporated to protect battery from OVER CHARGING, OVER DISCHARGING, SHORT CIRCUIT.
- LIGHT WEIGHT: Dry power lithium batteries has higher energy density, wh/kg also being up to 1/3 of SLA battery.
- WIDE OPERATING TEMPERATURE RANGE: Suitable for users in a wider range of application where ambient temperature is unusually high: up to +60°C.
- STEADY OUTPUT VOLTAGE, VIBRATION & SHOCK RESISTANT, NO MEMORY EFFECT, PRESSURE RESISTANT CELLS.

Performance Curves



SUITABLE APPLICATIONS

- Lithium Iron Phosphate can be used in any application that would normally use Lead Acid, GEL, or AGM type batteries.
- LiFePO4 in 4S=12.8V and 8S=25.6V is closed to Lead Acid equivalents of the Lithium rechargeable types.
- Suitable applications included caravan, marine, golf carts, solar storage, remote monitoring, switching applications.

CAUTIONS

- Do NOT expose the battery to water.
- Do NOT expose the battery to fire & high temperature.
- Do NOT short circuit, crush, or disassemble.
- Only use LiFePO4 charger.
- Store at 50% capacity, recharge every 3 months. The storage area should be clean, cool, dry and ventilated.